









YEAR R ADVENT 2 2020

TOPIC: Light and Dark

Areas of Learning	This term we will be learning....
<p data-bbox="118 434 395 506">Communication and Language</p> 	<p data-bbox="432 356 1487 427">The children will continue to develop their communication and language skills in all areas of their learning.</p> <p data-bbox="432 434 1487 506">They will learn to listen to stories with increasing attention and recall and join in with repeated refrains in stories and rhymes.</p> <p data-bbox="432 512 1487 584">Through talk, children will extend their vocabulary by exploring the meaning and sounds of new words.</p> <p data-bbox="432 629 1437 701"><u>To help at home:</u> Encourage your child to talk to you in full sentences, rather than one word answers to help develop their vocabulary.</p>
<p data-bbox="165 826 352 898">Physical Development</p> 	<p data-bbox="432 748 1487 819">The children will continue to develop their fine motor skills through the use of handwriting patterns, scissor skills, threading, and patterns.</p> <p data-bbox="432 826 1487 898">Children will continue to practice doing up buttons and zips when putting their coats on and putting on their gloves independently.</p> <p data-bbox="432 904 1487 976">We will use construction materials such as building blocks to build and make objects on different scales.</p> <p data-bbox="432 983 1410 1014">In PE the children will continue to develop their balls skills with Mr Walker.</p> <p data-bbox="432 1059 1487 1131"><u>To help at home:</u> Encourage your child with their independent skills for example doing up zips on jackets and putting on gloves.</p>
<p data-bbox="121 1218 392 1323">Personal, Social and Emotional Development</p> 	<p data-bbox="432 1178 951 1209">Linked to RE, our main topic is 'Advent'.</p> <p data-bbox="432 1216 1487 1328">During circle time children will have the opportunity to talk, listen, ask questions, and contribute their own feelings and ideas to the group. We will continue to develop the children's ability to share and take turns.</p> <p data-bbox="432 1335 1487 1447">We will talk about our morning and bedtime routines, including the importance of cleaning, washing and looking after yourself. We will share our own experiences of Christmas, birthdays and other events that are special to us.</p> <p data-bbox="432 1491 1487 1563"><u>To help at home:</u> Talk with your child about how your family prepares and celebrates Christmas.</p>
<p data-bbox="204 1686 312 1718">Literacy</p> 	<p data-bbox="432 1608 1487 1720">We will be reading a variety of picture books linked to our topic, 'Light and Dark'. The children will orally sequence different parts of stories and act out stories through role play.</p> <p data-bbox="432 1727 1487 1798">We will read stories related to Christmas and together make Christmas lists and Christmas cards.</p> <p data-bbox="432 1805 1487 1917">The children will continue to learn the sounds letters make (phonics) and learn to read simple words. They will develop their pencil control, by focusing on letter formation and writing their name correctly.</p> <p data-bbox="432 1962 1487 2074"><u>To help at home:</u> Continue to read and share a range of stories with your child. Talk about the pictures and what might happen next. Ask your child about their favourite part of the story.</p>

<p>Mathematics</p> 	<p>In reception, number is used in all areas of learning.</p> <p>The children will continue to learn to count and recognise numbers up to 10 and then to 20 by singing number rhymes, chanting and counting.</p> <p>They will continue to count objects making sure they say one number for each object. They will estimate and compare groups of objects using vocabulary such as more and less. The children will sort sets of animals, play people, shapes and other classroom objects by size.</p> <p>They will learn about the different times of the day and sequence pictures of our day and night routines.</p> <p>They will use 2D and 3D shapes to create shape pictures and repeating patterns. They will also sort shapes according to their properties, for example curved and straight sides.</p> <p><u>To help at home:</u> Encourage your child to recognise numbers when out and about e.g. car registrations. Ask your child what one more or one less would be than a given number.</p>
<p>Understanding the World</p> 	<p>Topic work will be all about 'Light and Dark'.</p> <p>As part of the topic we will be learning about nocturnal animals. We will read together fiction and non-fiction books relating to them.</p> <p>We will explore materials that can be seen in the dark and use these to make collages.</p> <p>We will find out about Christmas traditions and explore how other people around the world celebrate Christmas.</p> <p><u>To help at home:</u> Talk about daily routines, including the importance of bedtime routines.</p>
<p>Expressive Arts and Design</p> 	<p>The children will make a variety of pictures based on light and dark. They will create silhouette paintings and they will mix colours to create light and dark tones.</p> <p>They will spend time this term designing and making Christmas cards, calendars and decorations for our Christmas tree, using a variety of different media.</p> <p>Together we will sing Christmas carols and we will choose percussion instruments to go with our songs.</p> <p><u>To help at home:</u> We will send home the words to Christmas carols that we will learn in school to practise at home together.</p>
<p>Religious Education</p> 	<p>This term RE focuses on Advent and Christmas.</p> <p>We will begin by looking at what a birthday is and why we celebrate birthdays. We will learn about Advent and looking forward to Christmas, the birthday of Jesus.</p> <p>The children will listen to the Nativity story and complete activities around this theme.</p> <p><u>To help at home:</u> We will introduce the Hail Mary this half term. Please say this prayer at home with your families to help children become familiar with it.</p>